

TE Connectivity's latest Industrial IP20 RJ45 Cat. 6_A plug is based upon "common core" technology, a platform technology used in the entire industrial RJ45 product family. This RJ45 Cat. 6_A plug is extending the family of Field Installable Cat5_e common core designs with a connector that can be terminated tool-less with Cat6_A cables in the field.

This solution includes an automatic wire cutoff function, which provides an error-free installation and optimal performance in the field. Upon closing the core housing, the excess wire is cut off at the same time the wires are connected to the plug contacts.

This TE solution is capable of terminating the most commonly used wire variant Cat6_A and can handle 10 Gbps bit rates, supporting bandwidths of up to 500 MHz.

Key Features

- Single Piece Common Core Cat. 6_A plug with tool-less installation
- Automatic Wire cut-off function provides error-free installation and optimal performance

Applications

- Control cabinets
- Robotics
- Motor/Motor Controls
- and Industrial Cable Installations
- Machinery
- in many other applications



Benefits

- Rugged design and special features (e.g. metal latch) makes the plug extremely suited demanding Industrial applications
- Broad range of wires (AWG 26 to AWG 22, solid and stranded) can be terminated without the use of tools
- An error-free assembly and optimal performance will be obtained with integrated automatic wire cut off function

Mechanical

- Enable use of solid and stranded wires and support for AWG 26 to AWG 22 wire diameters
- Achieve large span of wire insulation diameters with a supported span of: 0.88 – 1.5 mm
- Wide range of cable diameters supported (5.8 - 8.2 mm)
- Operating Temperature: -40 to +85 °C
- By using a sealed housing upgrade to IP65/67 is possible
- Supports 750 mating cycles minimum
- Plug can be reapplied to the same size cable up to 3 times

Electrical

- RJ45 Cat6_A (10 Gbps, 500 MHz)

Materials

- Common Core: Thermoplastic (UL94 V0)/Copper Alloy
- Housing: Thermoplastic (UL94 V0)
- Housing latch: Stainless Steel

Product Dimensions

W x H x L = 13.9 mm x 17.8 mm x 56.5 mm



Standards and Specifications

Compliant to IEC 60603-7-51

Product Offering

| Part Number | Description |
|-------------|--|
| 2120892-1 | Industrial IP20 RJ45 Cat. 6 _A Plug, IP 20 |
| 1-2120864-1 | Variant 14; Metal Plug, RJ45, Cat. 6 _A , 8 position, IP67 |


Related Industrial Ethernet IP20 connectors

| Part Number | Description | IP rating | Cable Type | Number of positions |
|-------------|--|-----------|------------|---------------------|
| 1903526-1 | Industrial Ethernet RJ45 CONNECTOR IP20 4POS 180DEG | IP20 | Plug Cat5e | 4 |
| 1903527-1 | Industrial Ethernet RJ45 CONNECTOR IP20 8POS 180DEG | IP20 | Plug Cat5e | 8 |
| 1987328-1 | Industrial Ethernet RJ45 CONNECTOR IP20 8POS 180DEG Common core 85 degrees | IP20 | Plug Cat5e | 8 |
| 1987236-3 | RJ45 CONNECTOR IP20 45 DEG., INDUSTRIAL | IP20 | Plug Cat5e | 8 |
| 1987236-1 | RJ45 CONNECTOR IP20 45 DEG., INDUSTRIAL | IP20 | Plug Cat5e | 4 |

For our full offering for IP67 Industrial Ethernet connectors, please refer to document: 1-1773733-5


Step 1

Remove the cable jacket and insert wires into the cable managers.





Step 2

Close covers by pressing with a common tool or by thumb until it is locked together and wires are automatically cut off.



Step 3

Remove the separated wires... READY!



te.com/products/industrial-rj45

1-1773852-6 IND WR 08/2016. © 2015 TE Connectivity. All Rights Reserved. TE Connectivity and TE connectivity (logo) are trademarks. Other logos, products and/or company names mentioned herein may be trademarks of their respective owners.

While TE has made every reasonable effort to ensure the accuracy of the information in this document, TE does not guarantee that it is error-free, nor does TE make any other representation, warranty or guarantee that the information is accurate, correct, reliable or current. TE reserves the right to make any adjustments to the information contained herein at any time without notice. TE expressly disclaims all implied warranties regarding the information contained herein, including, but not limited to, any implied warranties of merchantability or fitness for a particular purpose. The dimensions in this document are for reference purposes only and are subject to change without notice. Specifications are subject to change without notice. Consult TE for the latest dimensions and design specifications.