












Antenna selector guide cellular, GPS and ISM

Cellular and GPS			Pictures											
			Dimensions		x	38.10	38.10	37.59	35.56	49.90	38.10	110.00	74.00	16.00
					y	15.24	15.24	11.94	17.65	20.27	15.20	14.00	10.56	
					z/ height	1.57	1.57	1.57	1.57	1.58	1.57	1.31	1.57	6.05
			Peak gain		+2 dBi	0 dBi, +3 dBi	+1 dBi	+2 dBi	+3 dBi	0 dBi, +1 dBi	+3.9 dBi	+3.5 dBi	0 dBi	
			VSWR		< 2.5:1	< 3.0:1	< 3.0:1	< 3.0:1	< 3.0:1	< 2.5:1	< 3.0:1	< 3.0:1	< 3.0:1	
			Mounting		Tab	Tab	SMT	Tab	Tab	Tab	PCB w/ U.FL	Tab		
			Packaging		Bulk	Bulk	T&R	Bulk	Bulk	Bulk	Bulk	Bulk		
			Bands		Single band	Dual band	Quad band	Quad band	5-band	Dual band	LTE all band	LTE all band	Single band	
			Special features								GND plane independent		works on GND	
Frequency band (MHz)	Usage	Region	1513169-1	1513247-1	1513259-1	1513273-1	1513317-1	1513434-1	2118308-1	2118310-1	1513634-1			
698-960	LTE/ ISM								x	x				
824-894	GSM / CDMA 850/ LTE	Americas	x	x	x	x	x		x	x				
880-960	GSM 900/ LTE	EU			x	x	x	x	x	x				
868-870	ISM / ZigBee	EU	x	x	x	x	x		x	x				
1565-1585	GPS	Global									x			
1710-1880	GSM 1800/ LTE	EU			x	x	x	x	x	x				
1850-1990	GSM / CDMA 1900	Americas		x	x	x	x		x	x				
1920-2170	UMTS/ LTE	Global					x		x	x				
2300-2700	LTE								x	x				

 Custom cable length available
UMCC, MCIS, u.fl, MHF, MHF4, SMP available

Antenna selector guide

ISM / WLAN / Wi-Fi / ZigBee / UWB

ISM / WLAN / Wi-Fi / ZigBee / UWB			Pictures																			
			Dimensions	x	38.10	38.10	18.03	18.90	12.85	12.85	12.70	8.45	16.09	16.09	11.00	35.95	15.00	40.00	29.00	29.00	36.85	36.85
				y	6.60	15.24	3.76	6.20	3.76	3.76	12.70	6.40			4.25	6.05	10.00	8.00	12.00	12.00	30.60	29.60
				z/ height	1.57	1.57	1.57	0.79	0.79	0.79	0.79	0.79	6.05	6.05	4.00	4.28	1.00	1.00	10.00	10.00	0.30	0.30
			Peak gain		+1 dBi	0 dBi	0 dBi	+2 dBi	0 dBi	0 dBi	+2 dBi	+1 dBi	+4 dBi	+2 dBi	+4.9 dBi	+4.3 dBi	+2.4 dBi	+3.7 dBi	+4 dBi	+3 dBi	+4 dBi	+2 dBi
			VSWR		< 2.5:1	< 2.0:1	< 2.0:1	< 3.0:1	< 2.0:1	< 2.0:1	< 2.0:1	< 2.5:1	< 2.5:1	< 2.5:1	< 2.5:1	< 2.5:1	< 2.5:1	< 2.0:1	< 3.0:1	< 3.0:1	< 3.0:1	< 3.0:1
			Mounting		SMT	Tab	SMT	SMT	SMT	SMT	Tab	SMT	SMT Puck	SMT Puck	SMT	SMT	PCB w/ U.FL adhesive	PCB w/ U.FL adhesive	Universal antenna module	Universal antenna module	PCB w/ U.FL adhesive	PCB w/ U.FL adhesive
			Packaging		T&R	Bulk	T&R	T&R	T&R	T&R	Bulk	T&R	T&R	T&R	T&R or tray	T&R or tray	Bulk	Bulk	Tray	Tray	Bulk	Bulk
			Bands		Single band	Single band	Single band	Dual band	Single band	Single band	Single band	Single band	Dual band	Single band	Single band	Dual band	Single band	Dual band	Single band	Dual band	Single band	Dual band
			Special features						Antenna pair left and right for diversity						works on GND, omni-directional	works on GND, omni-directional	works on GND	works on GND	tape mount	tape mount	click mount	click mount
Frequency band (MHz)	Usage	Region	1513156-1	1513168-1	1513349-1	2118016-1	1513430-1	1513431-1	1513553-1	1513797-1	1513164-1	1513504-1	2118316-1	2118315-1	2118326-1	2118309-1	1513381-1	1513472-5	2118059-1	2118060-1		
902 - 928	ISM / ZigBee	US	x	x																		
2300 - 3800	WiMAX	Global by band																	x	x		
2400 - 2483.5	Bluetooth / WLAN / ZigBee / Wi-Fi	Global			x	x	x	x	x	x	x		x		x		x	x	x			
3100 - 6000	UWB	Americas															x					
4900 - 5875	WLAN / Wi-Fi	Global											x	x	x	x						
5150 - 5875	WLAN / Wi-Fi	Global by channel				x					x							x		x		

Custom cable length available
 UMCC, MCIS, u.fl, MHF, MHF4, SMP available