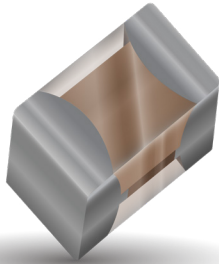


RC Equalizer Network



FEATURES

- EIA 0402 Case Size
- Resistance Range: 10 to 50 Ω typ.
- Capacitance Range: 1 to 50 pF typ.
- Parallel Configurations
- Power Rating: 125 mW
- Operating Temperature: -55°C to +125°C
- Laser Trimmed Resistors
- RoHS Compliant

*For other RC Combinations and EIA Sizes contact factory

APPLICATIONS

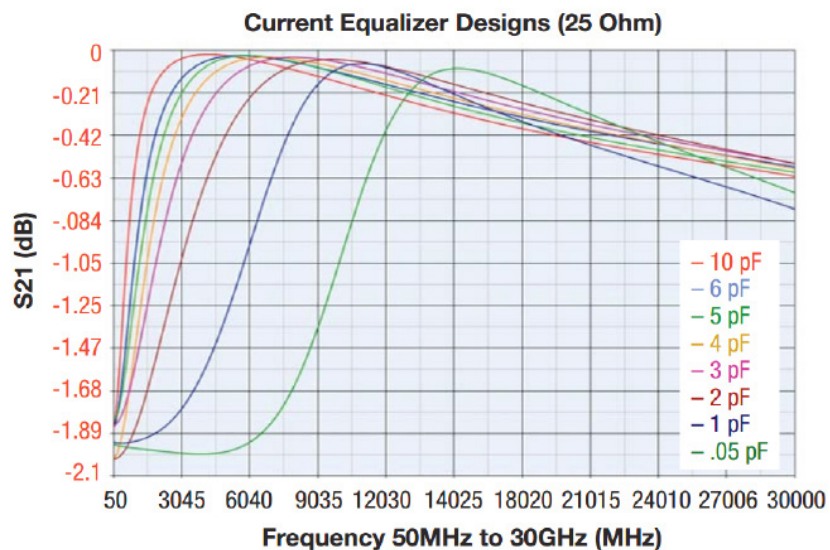
- Optical Transceiver Modules
- Broadband Receiver
- TOSA / ROSA

MARKETS

- Opto-electronics
- Telecom
- Broadband Jamming for EW
- Military
- Instrumentation and Test

HOW TO ORDER

GEQ	25R0	F	5R0	J	T	TR
AVX Series 0402	Resistance Value (Ω) 3 significant digits R = decimal point	Resistance Tolerance F = 1%	Capacitance Value (pF) 3 significant digits R = decimal point	Capacitance Tolerance A = .05pF J = 5% K = 10% M = 20%	Terminations T = NiSn Plated	Packaging Tape & Reel



SPECIFICATIONS

Package Size: EIA 0402

Design: Glass wafer sandwich

Termination: Flexitem® (Ag/Epoxy), NiSn plated

Power Rating: 125 mW

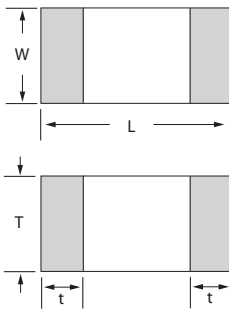
Operating Temperature Range: -55°C to +125°C

Tolerance: Resistor: 1-5%, **Capacitor:** 5-20%

Resistance Range: 10 to 50 Ω (typical)

Capacitance Range: 1 to 50 pF (typical)

DIMENSIONS



Size (EIA)	Length (L)	Width (W)	Thickness (T)	Terminal (t)
0402	.039 ±.004 (1.00 ±0.10)	.020 ±.004 (0.50 ±0.10)	.020 ±.004 (0.50 ±0.10)	.010 ±.006 (0.25 ±0.15)

RESISTOR MATERIAL

Thin Film Resistors	TaN
Typical Sheet Resistivity (ohm/sq)	10 to 100
TCR (ppm/°C, -25 to 125°C)	-100 to -150
Stability (Change after 1000 hours @ 125°C)	1.0%

CAPACITOR MATERIAL

Material	SiON
pF/mm Typical	50 to 100
BDV (v/μm)	600
DF	≤0.1%
TCC (ppm/°C, -25 to 125°C)	±60

ENVIRONMENTAL TESTS

Reliability Test	Criteria
Life Test	1000 Hrs. @ 125°C @ 50 mW
85/85 Temp./ Humidity Breakdown	1080 Hrs. @ 50 mW
Thermal Cycle	100 cycles @ -40 to 125°C
Termination Strength	200 g for 50 seconds (Dage Tester)